




Warm it Up!!!

Stripling Middle School hosted a small parent event where families worked together to make "Hot Cocoa Bombs"!!!

While you can use expensive molds to make the outside of this delicious treat, you can also use small paper cups! Students lined their *molds* with melted chocolate and then the molds set while cooling in the refrigerator. While the molds were setting, students were completing a Thanksgiving Word Scramble to win a prize!



Once the molds were set, students put 2 tablespoons of SwissMiss Hot Cocoa Mix on the bottom of the chocolate cup, covered with a layer of small marshmallows. This was then topped off

with sprinkles (because everything is better with sprinkles) and covered with melted almond bark. Finally, you have this beautiful

cup which is ready to be dropped in a cup and then you pour very hot water or milk to create an amazing drink (aka



HOT Cocoa Bomb)! Look at that *deliciousness*!!!

All students got to leave with a hot cocoa bomb to enjoy at home. The students and their families had an amazing time creating this warm treat!

